

Mastering Trading Psychology

Improve Your Trading with Firsthand Reports by
Real-Life Traders

by

Andrew Aziz

Founder and CEO, Peak Capital Trading

www.PeakCapitalTrading.com

Founder, Bear Bull Traders

www.BearBullTraders.com

In collaboration with Mike Baehr

Chief Training Officer, Peak Capital Trading

www.PeakCapitalTrading.com

Trading Coach, Bear Bull Traders

www.BearBullTraders.com

Copyright ©2020 by Andrew Aziz

DISCLAIMER:

The authors, www.BearBullTraders.com, and www.PeakCapitalTrading.com (“the Companies”), including their employees, contractors, shareholders and affiliates, are NOT investment advisory services, registered investment advisors, or broker-dealers, and they do not undertake to advise clients on which securities they should buy or sell for themselves. It must be understood that a very high degree of risk is involved in trading securities. The Companies, the authors, the publisher and the affiliates of the Companies assume no responsibility or liability for trading and investment results. Statements on the Companies' websites and in their publications are made as of the date stated and are subject to change without notice. It should not be assumed that the methods, techniques, or indicators presented in these products will be profitable nor that they will not result in losses. In addition, the indicators, strategies, rules and all other features of the Companies' products (collectively, “the Information”) are provided for informational and educational purposes only and should not be construed as investment advice. Examples presented are for educational purposes only. Accordingly, readers should not rely solely on the Information in making any trades or investments. Rather, they should use the Information only as a starting point for doing additional independent research in order to allow them to form their own opinions regarding trading and investments. Investors and traders should always consult with their licensed financial advisors and tax advisors to determine the suitability of any investment.

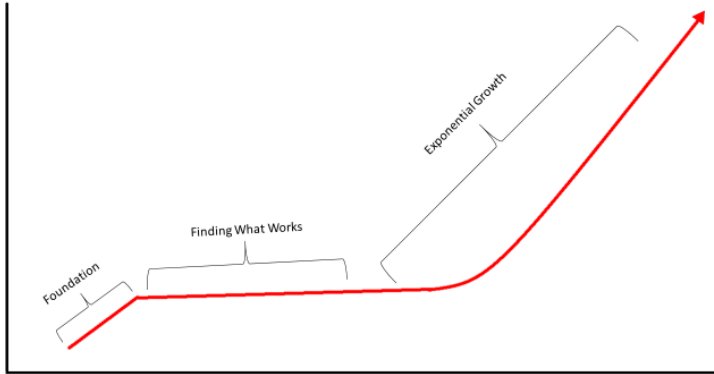
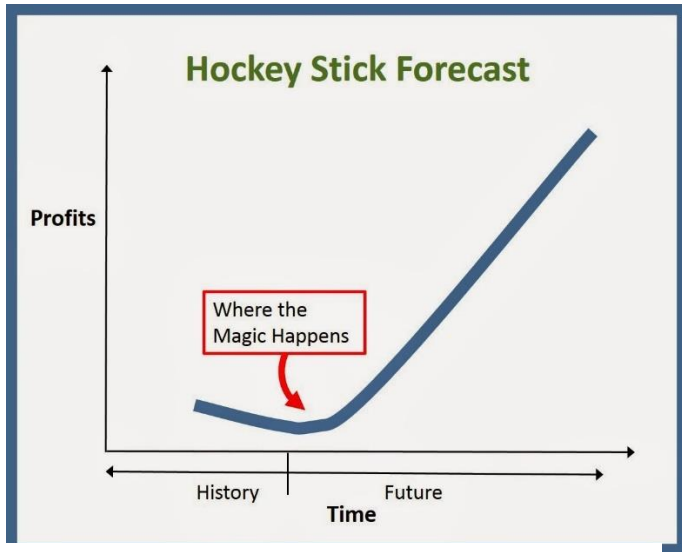


Figure 1.1 - Hockey stick forecast for your new venture.

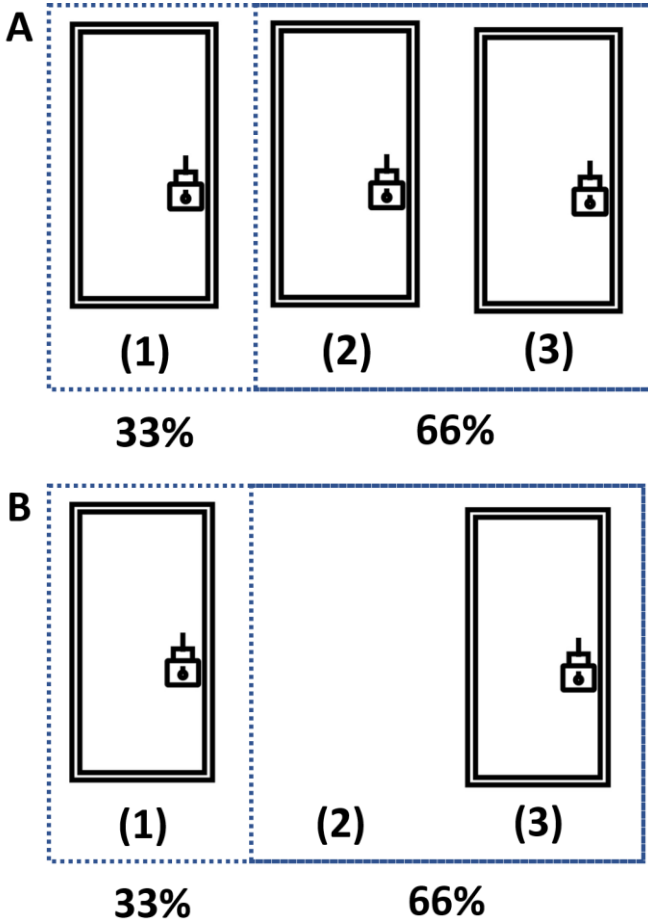


Figure 1.2 - The conceptual representation of the Monty Hall problem. When a player chooses door number 1 (Figure 1.2 (A)), the probability of winning is $1/3$, or 33%. When Monty Hall then opens door number. 2, the player should switch their choice, because now door number 3 offers a higher chance for winning (of 66%) (Figure 1.2 (B)).



Figure 1.3 - Crewdog's emotional trade management on Dropbox Inc. (\$DBX).

★★★★☆ **The really big thing is to get out of your trade at the end of the day. Vamos!**

By [Roy JOHNston](#) on February 8, 2018

Format: Paperback | **Verified Purchase**

Andrew's book is more detailed and better illustrated than the other four or five day trading books I have read. I am a successful day trader for last five years. This book is great for beginners!

▶ [Comment](#)

One person found this helpful. Was this review helpful to you?

[Report](#)

Figure 3.1 - A review of my first book, *How to Day Trade for a Living*.

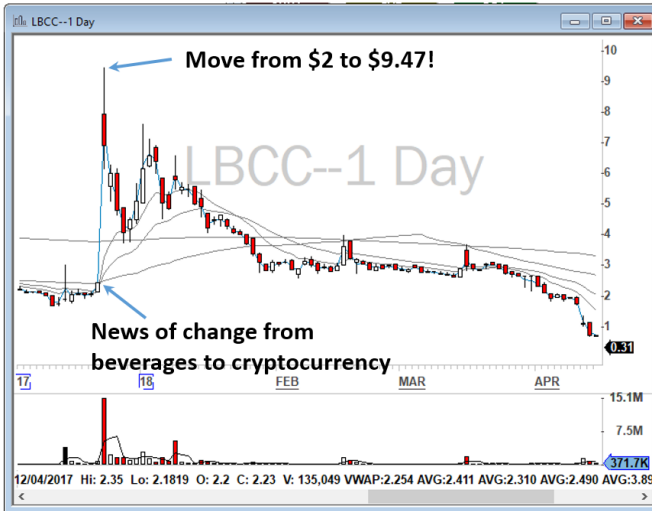


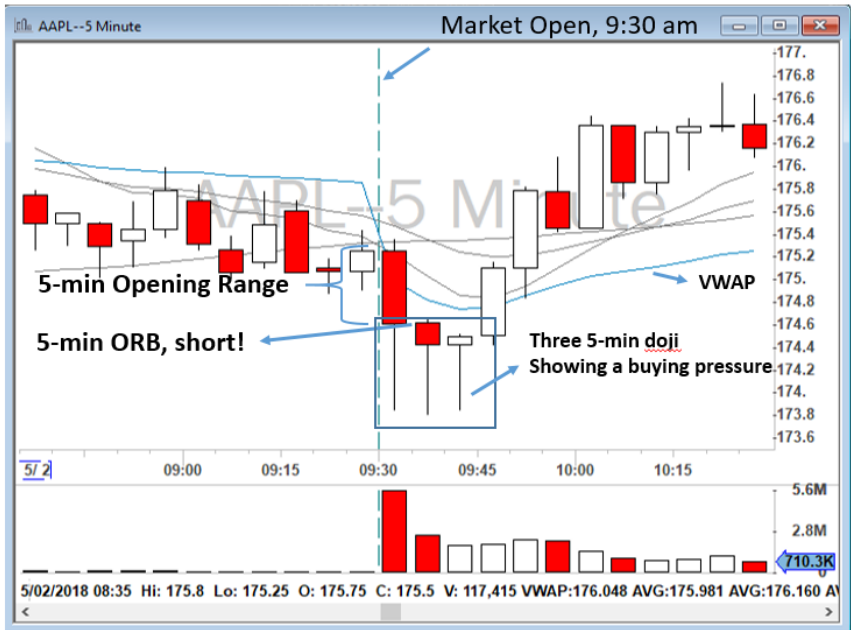
Figure 3.2 - Long Island Iced Tea Corp. (\$LTEA). In 2017, the corporation rebranded as Long Blockchain Corp. (\$LBCC) as part of a corporate shift toward "exploration of and investment in opportunities that leverage the benefits of blockchain technology" and reported that they were exploring blockchain-related acquisitions.



Figure 3.3 - Trader MD’s emailed questions.



Figure 3.4 - Daily chart showing price variations in Grayscale Bitcoin Trust (\$GBTC).



Closed Positions P&L

Symb	Realized	Type	Company Name
AAPL	287.86	Short	Apple Inc. - Cor
ESPR	48.12	Short	Esperion Thera
GILD	364.43	Short	Gilead Science
MU	453.78	Margin	Micron Technol
Summary	1154.19		

Market Clock

05/02/18 10:05:00

Figure 4.1 - Trading on Apple Inc. (\$AAPL) on May 2, 2018 plus a screenshot showing my profit for the day (only 35 minutes after the markets opened).

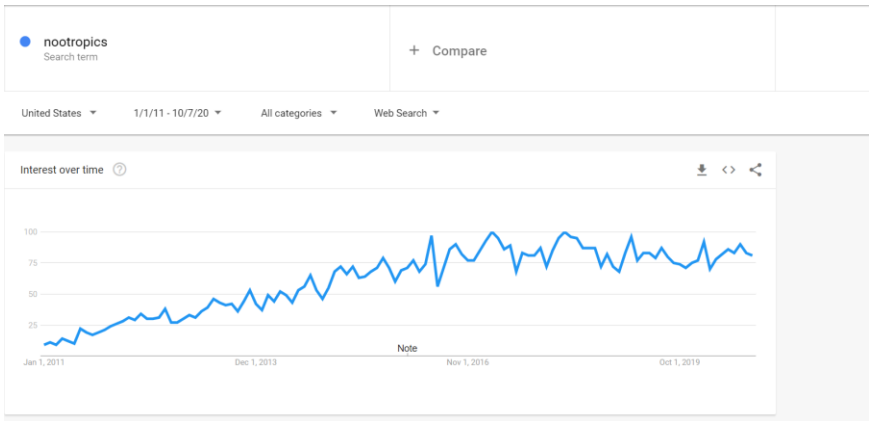


Figure 5.1 - “nootropics” keyword Google search trend between January 2011 and October 2020.

T Gappers Watch List (Pre-Market Movers): 9:00:00 - 9:04:59 6/12/2020

Symbol	Price (\$)	Vol Today	Chg Close	Chg Close	Flt (Shr)	Avg True	Shrt Flt (%)	Sector
SPR	28.69	182,946	2.52	9.6	104M	3.24	8.37	Manufacturing
AMC	5.66	109,955	0.49	9.5	52.5M	0.69		Information
CLDX	9.58	868,551	0.83	9.4	17.6M	0.83	1.59	Manufacturing
M	7.34	1.38M	0.58	8.6	309M	0.98	45.12	Retail Trade
MGM	19.33	555,554	1.49	8.4	469M	1.77	8.16	Accommodation and Food Services
APA	13.85	159,774	1.06	8.3	376M	1.42		Mining, Quarrying, and Oil and Gas Extraction
MT	10.80	205,757	0.81	8.1	1.01B	0.57		Manufacturing
MIK	5.98	122,503	0.44	7.9	147M	0.96	37.86	Retail Trade
OXY	18.76	1.19M	1.35	7.8	899M	1.92	7.85	Mining, Quarrying, and Oil and Gas Extraction
BA	183.15	2.14M	13.15	7.7	564M	16.11	2.66	Manufacturing
MRO	6.73	368,350	0.47	7.5	789M	0.54	8.20	Mining, Quarrying, and Oil and Gas Extraction
SPG	77.14	125,765	5.22	7.3	303M	7.45	10.34	Finance and Insurance

Figure 5.2 - My watchlist at 6 a.m. (9 a.m. New York time)
 - Occidental Petroleum Corporation (\$OXY) is on my watchlist.



Figure 5.3 - Occidental Petroleum Corporation (\$OXY) price action in the pre-market before market Open at 9:30 a.m. (New York time).

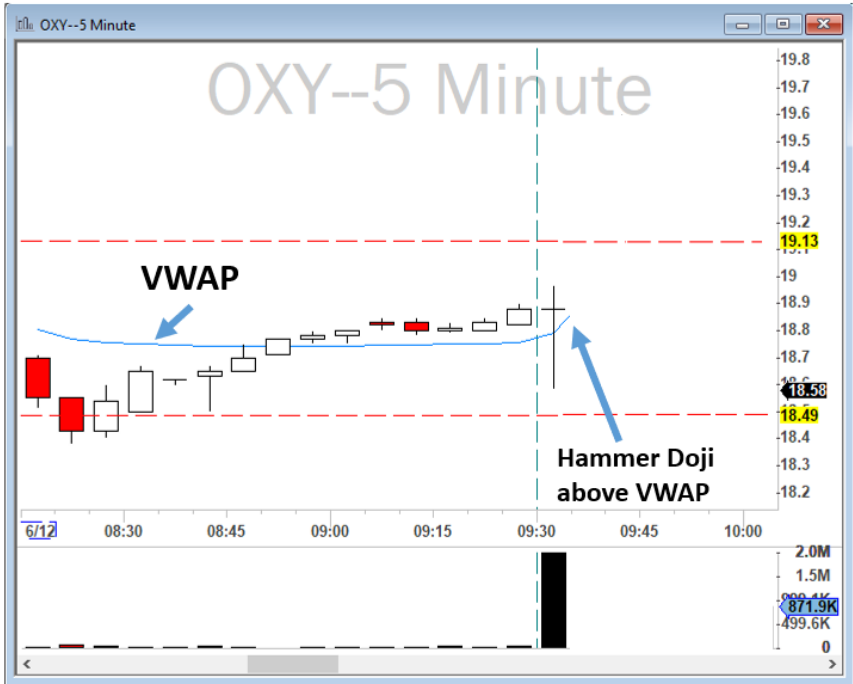


Figure 5.4 - Occidental Petroleum Corporation (\$OXY) price action at the market Open at 9:30 a.m. (New York time).

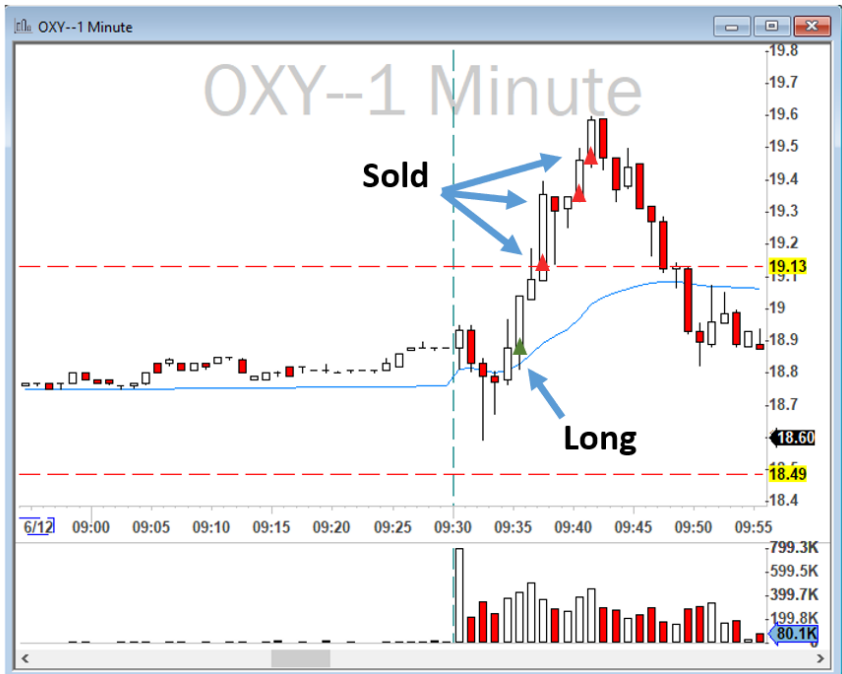
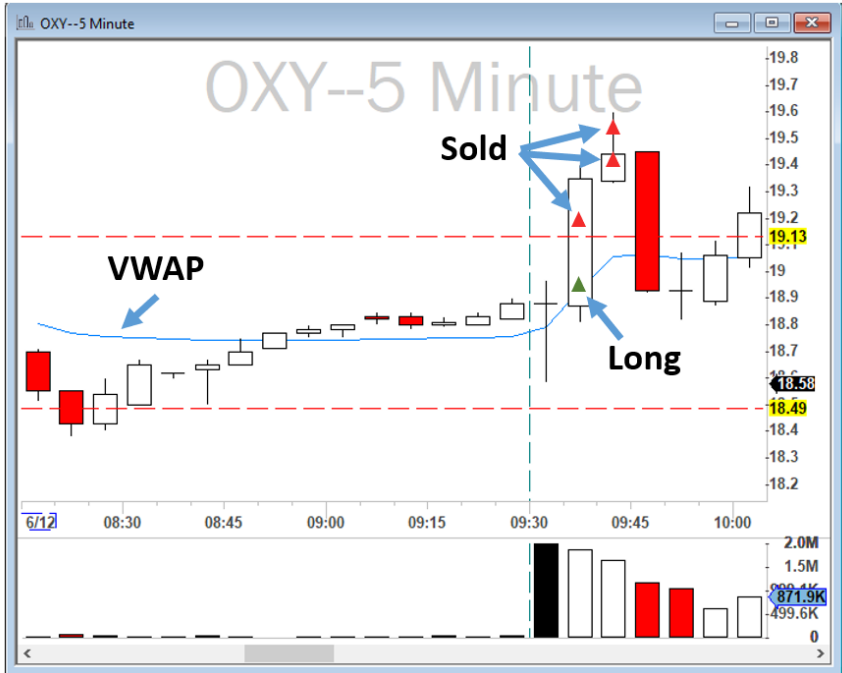


Figure 5.5 - 5-minute and 1-minute charts plotting my ORB trades on Occidental Petroleum Corporation (\$OXY) on June 12, 2020.

Symb	Realized	Type	Company Name	Account
OXY	2421.81	Margin	Occidental Petroleum Corp.	U1588
IWM	0.00	Margin	iShares Russel 2000 ETF	U4079
Summary	2421.81			

06/12/20 09:39:38

Figure 5.6 - My profit on June 12, 2020 (only nine minutes into my trading day).



King YedidYah Trades LLC.
@KingYedidYahTRD



[@BearBullTraders](#) Always encourages us to develop and name our own [#Strategy](#) so I've written out a Strategy / [#Tradingplan](#) and I've named it The Nyquil. Can anyone guess what pattern I'd be looking for that correlates with the name I've chosen? [#BBTfamily](#)

4:41 PM · Oct 10, 2020 · Twitter for iPhone

Figure 5.7 - The Nyquil, the name chosen by Bear Bull Trader YedidYah for his TradeBooked strategy.



TradeBook 1-min Opening Range Breakouts

Selection

Which Stocks in Play

	Stock in Play in Pre-Market	1-min ORB Up	1-min ORB down
<p>Strong</p> <p>Weak</p>	Gap up trades above but extended from VWAP before Open		Possibly (risky)
	Gap up trades above but near VWAP before Open	A+	avoid
	Gap up trades below but near VWAP before Open	if "claims" VWAP	If "loses" VWAP
	Gap up trades below but extended from VWAP before Open	Fallen angel maybe?	
	Gap down trades above but extended from VWAP before Open		
	Gap down trades above but near VWAP before Open	if "claims" VWAP	if "loses" VWAP
	Gap down trades below but near VWAP before Open	avoid	A+
	Gap down trades below but extended from VWAP before Open	Rising devil maybe?	

Figure 5.8 - Stock selection criteria chart in my 1-minute ORB TradeBook.



robert naucke jr
@hailchaser2



Started my TradeBook today! @BearBullTraders
@NormBBT @CarlosmBBT #BBTFamily



6:06 PM · Aug 29, 2020 · Twitter for iPhone

4 Retweets 1 Quote Tweet 34 Likes



stockoperator @DeLevashov · Aug 31
Replying to @hailchaser2 @BearBullTraders and 2 others
My style!!! Good job



Figure 5.9 - The TradeBook built by Bear Bull Trader Robert.




Figure 8.1 - Our Bear Bull Trader Federico, originally from Uruguay, before and after reading *How to Day Trade for a Living*. The motivation to become a better person and better trader led him to change his lifestyle.